

PARENT & FAMILY ORIENTATION



MEET OUR TEAM!

Welcome to Parent and Family Orientation!

**Connection building isn't just for your students
— it's for you, too.**

Fill out your name tag and let us know where you're from. You might meet someone from your hometown or someone who shares a similar journey.

We also have ribbons for alumni, first-generation families, in-state and out-of-state connections. Add any that resonate with you — it's a simple way to find community as you begin this new chapter alongside your student.



Parent and Family Orientation - Schedule Review



9:50 a.m. Academics and Advising | *Mazur Hall 17*

10:20 a.m. Student Finances

11:00 a.m. Housing and Meal Plans

Group 1:

11:30 a.m. Lunch | *J+H Dining Hall*

12:45 p.m. Supporting Your Student Toward Success | *Mazur Hall 17*

1:00 p.m. Tech Talk

1:15 p.m. Stretch Break with Campus Recreation

Group 2:

11:30 a.m. Stretch Break with Campus Recreation

11:45 a.m. Supporting Your Student Toward Success

12:00 p.m. Tech Talk

12:15 p.m. Lunch | *J+H Dining Hall*

1:40 p.m. Safety | *Mazur Hall 17*

2:10 p.m. Supporting Your Student's Health + Well-being

2:50 p.m. Ask an Owl Panel

3:40 p.m. Resource Fair + Social | *Mitten Hall*

Parent & Family Programs

- Parent and Family Orientation
- Temple Family Council
- Homecoming & Family Weekend
 - October 6-12, 2025
- Parent and Family Experience Portal
- Parent and Family Guide
- ... and more!

WANT SLIDES?

SCAN HERE



Academics

Office of Undergraduate Studies

Office of Undergraduate Studies

within the Office of the Provost

<https://undergradstudies.temple.edu>

<https://bulletin.temple.edu/undergraduate/>

- Academic Advising
- General Education
- Student Success Center
- Temple Mentors
- Fly in 4
- Career Center



Academic Advising



- Separate advising units in each School or College
 - Advising structure and scheduling vary by unit
 - Virtual and in-person appointment options and evening hours
- Academic advisors assist student with....
 - Course selection and semester-by-semester planning
 - Course registration process
 - Academic policy questions
 - Declaring and changing majors, minors, and certificates
 - Study abroad planning
 - Required Fly in 4 checkpoints and graduation clearances
- Dedicated advisors for Athletes, Honors, Pre-Professional Health, Veterans and Undeclared Students (Academic Resource Center)

General Education – Temple's Signature Curriculum



- Common curriculum for all undergraduate students
 - 11 courses (35-36 credits) of 120 credit minimum for a bachelor's degree
 - Multiple pathways to fulfill requirements including AP credits, study abroad, and select courses in some majors (e.g., STEM)
- Complements depth of knowledge in majors by adding breadth
 - Explore areas of interest and connect with departments outside of the major
 - Engage with classmates from all majors
 - Develop essential skills and competencies that prepare students for success
 - Oral and written communication
 - Scientific and quantitative reasoning
 - Critical thinking
 - Interdisciplinary thinking
 - Information literacy

General Education – Temple's Signature Curriculum



- Foundation courses introduce the seminar experience and forge shared experiences
 - Analytical Reading and Writing
 - Intellectual Heritage I and II
- Something for everyone: more than 200 courses in 7 required breadth areas
 - Quantitative Literacy: *Evil Plots, Investing for the Future, Statistics in the News, ...*
 - Arts: *The Jazz Century, World Music and Cultures, Philadelphia Arts and Culture, ...*
 - Human Behavior: *Ancient War Games, Eating Cultures, Guerilla Altruism, ...*
 - Race & Diversity: *Hidden Figures to Gamergate, Kids in Crisis, The Sounds of Philadelphia, ...*
 - Science & Technology (2): *Sustainable Design, Chemistry of Wine, The Science of Sound, ...*
 - U.S. Society: *Dissent in America, Sports and Leisure in America, Religion in Philadelphia, ...*
 - Global/World Society: *Philadelphia Dance Experience, The Cinematic City, War and Peace, ...*

Student Success Center



- Conveniently located in Charles Library at the center of campus
- 5 key programs:
 - Writing Tutoring
 - Academic Coaching
 - STEM Tutoring
 - Language Tutoring/Conversation Partners
 - Peer-Assisted Study Sessions (PASS)
- Utilize peer-based learning strategies – students helping other students!
- Flexibility of services
 - Open Mondays through Saturdays, with evening hours Mon-Thurs
 - Virtual services are also available
- Follow us on Instagram! @templessc

Temple Mentors – New Program for Fall 2025!



- Enhance student success by developing a sustainable peer mentorship model in collaboration with Mentor Collective
 - Improve first-to-second year retention
 - Drive more first-year students to take advantage of support services
- Available to all incoming first-year students
 - Will be registered automatically after orientation
 - **Must complete matching survey to participate**
- All mentee participants will be matched with a Temple peer mentor
 - Answer questions about acclimating to life at Temple
 - Offer guidance on how to achieve academic success and build social networks
 - Help with navigating challenges
- For more information, please see:

<https://undergradstudies.temple.edu/opportunities/temple-mentors>

Fly in 4



- ***It's a Temple thing!*** Class of 2029 is the 12th class to enter under Fly in 4
- ***Easy to opt in!*** More than 47,000 students have accepted this agreement!
 - Click on link to the Fly in 4 Agreement provided on the Next Steps channel on TUportal.
 - **Accept agreement anytime between now and end of add/drop period**
- ***Do what successful students do!*** Meet the checkpoints:
 - Consult with an academic advisor **every** semester
 - Register for the next semester during the priority registration period
 - Advance in class standing each year and select courses consistent with academic plan
 - Complete a graduation review by the end of year 3 and be on track to graduate
- ***It works!*** Fly in 4 students are more likely to:
 - complete more credits and earn higher GPAs
 - advance in class standing, stay on track in their major, and graduate in 4 years
- ***Fly in 4 is like an insurance policy***

If students meet all checkpoints and can't graduate in 4 years due to the unavailability of required courses, Temple will pay for remaining required course(s)

Fly in 4 FAQs



Can I double major, change majors, or study abroad under Fly in 4?

All these things may be possible with careful planning. Fly in 4 ensures consistent check-ins with advisors so you know exactly what you need to do to stay on track, even as opportunities and setbacks emerge.

What if I am interested in +1 or other accelerated programs?

By design, students in these programs earn a bachelor's degree after the first 4 years, and thus are still eligible for Fly in 4. In fact, the "consult with an advisor" checkpoint is a great opportunity to discuss your interest in applying to an accelerated program and plan your schedule accordingly.

What if I think or know I will take longer than 4 years to graduate?

Fly in 4 provides you with tools and checkpoints that help you stay on track for *your* academic plan, including advising, class offerings when you need them, and a dedicated dashboard to track your progress. Even if you may need more than four years to graduate, we encourage you to opt in and take advantage of these tools to help you graduate as soon and efficiently as possible.

Follow us on instagram! @templeflyin4



Temple
University

The University Career Center

Career Center




- We support **all students** at **all stages** of their career development journey
- Team of career coaches, employer relations specialists, internship support professionals, technology associates, and marketing specialists
- Open **year-round**:
 - Schedule 1:1 appointments, LinkedIn headshots, and quiet interview rooms, on Handshake
 - 24/7 career management resources on our website:
careercenter.temple.edu
- Network of career resources that includes schools and colleges

Where do students go?




School/College
Resources



Career
Center

We're here for every step of your Owl's journey!




Next Steps

- Handshake activation email will be sent during Weeks of Welcome
- Encourage your Owls to see us early and often
- Visit us at the Resource Fair to ask questions

Follow us on socials!

@templecareers





Student Finances



Temple
University

One Stop Student Services

What is One Stop?



- **Experience Financial Aid Support Professionals**

Trained to help you navigate available resources with care and accuracy.

- **Student Success Specialist**

Here to help you connect with the right campus resources at the right time so you can stay on track and reach your full potential.

One Stop Student Services



Admissions - We offer support with the Admissions process.

Registrar - We can assist with questions related to registration, transcripts, enrollment verification, and graduation application status.

Student Financial Services

- We assist with the FAFSA application process & completing required documentation
- Understanding the billing process & available payment options.
- Scholarships & other available payment resources
- Federal work-study

Student Success - We provide resources and guidance for academic success, including connecting you with campus resources like tutoring, career services, and advising.

Connecting with One Stop



Students/Families can meet with a financial aid counselor to discuss aid options.
Via our website you can view options for meeting with our office.

Visit One Stop

1801 N. Broad Street (Corner of Broad & Montgomery)

Carnell Hall- Ground Floor

Philadelphia, PA 19122

Phone: 215-204-2244






Financial Aid Offer

- ... Is available *annually* in the Costs & Aid tab
- ...Provides an *estimate* of the student's costs for the upcoming year
 - It is not the bill
- ...Is based on the Student's Profile
- ...Is *unique* to each student based on their Admission and FAFSA data


AID YEAR: 2025-2026

AID YEAR: 2024-2025


FINANCIAL AID REQUIREMENTS

 None at this time
Please check back later


FINANCIAL AID OFFER


 [View My Financial Aid Offer](#)


SCHOLARSHIPUNIVERSE

 [Apply for Scholarships](#)

SELF SERVICE BANNER

 [Financial Aid Package](#)

 [College Financing Plan](#)

 [Need Help?](#)

Temple's ScholarshipUniverse



- User-friendly, free database of outside scholarships
- Over 15,000+ possible opportunities
- TUPortal → Costs & Aid → “Apply for Scholarships”
- SSO with Accessnet & password
- Continuously updated

A screenshot of the ScholarshipUniverse website. The interface has a red header with the title 'ScholarshipUniverse' and a search bar. A left sidebar contains navigation links: Dashboard, Questions, Scholarships, Applications, Awards, My Docs, and Feedback. The main content area is titled 'Tell Us About Yourself' and features a background image of four diverse students. Text on the page reads: 'A Universe of Scholarship Opportunities Await' and 'Real, relevant scholarship opportunities are just a few minutes away! Based on your answers to the following questions, an adaptive matching engine will filter and display scholarship opportunities tailored specifically to you, your interests, goals, and accomplishments.' Below this, there are input fields for 'Preferred Email' (containing '@temple.edu') and 'Phone Number' (with a note about text message charges). A red 'Save' button is next to the phone number field. At the bottom, there is a red 'I'm Ready!' button and a link to the 'Terms of Use'.

Federal Work Study



- Federal Need Based Grant from FAFSA
- Provides P/T employment at approved Temple Departments & Approved Non-Profits.
- Does not pay toward tuition.
 - Students are paid via a bi-weekly payroll
- Interested students can request consideration for work study by contacting us at **One Stop**.
- Students are responsible for obtaining a position:
 - On-Campus Positions: TUPortal → Careers@Temple
 - Off-Campus Job Bank
 - Scan QR for Off- Campus Positions

Scan QR for Work-Study Information:




Important Dates



Key Tips for Students & Families



- **Check your Temple email regularly-** It's the main way our office sends important updates
- **Make sure you review your TUPortal**
 - Here you can view information such as:
 - Financial Aid Offer
 - Look for Scholarships using **ScholarshipUniverse** (Cost & Aid tab)
 - Next Steps
 - Billing details
 - Registration Information
- **Reach out if you have any questions-** Don't wait! Our team is here to help
- **Set reminders for key deadlines.**
 - **Apply early for FAFSA!**
 - 2025-26 FAFSA Open Now (Fall 25, Spring 26, Summer 26)
 - 2026-2027 FAFSA opens in October for the upcoming school year.



Bursar's Office

Bursar's Office

Paying for Your Education

*"An investment in
knowledge pays
the best interest"*

BENJAMIN FRANKLIN



About the Bursar's Office



The Bursar's Office generates the ***balance due notification for your student account***, which includes charges for tuition, fees, housing and meal plan charges.

Process student accounts, third-party sponsor invoices, payments, and refunds.

Manage student loan programs. We also provide counseling to student loan recipients to help them understand and manage student debt.

Bursar's Office

Our department of Credit and Collections manages loan repayment for campus-based loans of former students and graduates of Temple University.

The Bursar's Office promotes student financial wellness and literacy through the iGrad platform and initiatives throughout the academic year.

TUpay is Temple University's official online student account and payment system.

TUpay is accessed through TUPortal.

- View your current balance and payment due date
- Access real-time view of your student account
- Make payment by electronic check or credit card
- Check refund status and sign-up for direct deposit
- Create an Authorized Payer (parent, etc.)
 - An Authorized Payer is someone that a student grants access to TUpay on his/her behalf. They have the same TUpay functions as students.

Costs and Aid Tab



The screenshot shows the 'Costs and Aid' tab of the Temple University student portal. The navigation bar at the top includes links for Admissions, Home, My Courses, Costs and Aid (selected), Student Tools, College of Public Health, Career Center, and Help.

VIEW BALANCE: An arrow points to the 'STUDENT ACCOUNT' section, which displays 'YOUR CURRENT BALANCE (\$450.00)' and a 'VIEW BALANCE' button.

CONNECT TO TUpay: An arrow points to the 'STUDENT FINANCIAL SERVICES' section, which includes a 'CONNECT TO TUpay' button.

PRINTABLE STUDENT ACCOUNT STATEMENT: An arrow points to the 'PRINTABLE STUDENT ACCOUNT STATEMENT' button in the 'STUDENT FINANCIAL SERVICES' section.

ACCESS IGRAD: An arrow points to the 'IGRAD' section, which describes it as a free online resource for financial service tools and techniques.

USE TUITION CALCULATOR: An arrow points to the 'TUITION RATES / TUITION CALCULATOR' section, which includes a 'Tuition Calculator' icon and a 'Tell Us About Yourself' form with radio buttons for 'College Applicant', 'College Student', and 'College Graduate'. Below the form are dropdown menus for 'Residency' (Pennsylvania Resident), 'School or College' (College of Public Health), 'Full-Time / Part-Time' (Full-Time (12-18 credits)), 'Will you be living on Campus?' (Yes), 'Residence Hall' (Morgan Hall South), 'Room Type' (- Select -), and 'Meal Plan' (- Select -).

Optional Tuition Insurance – New Program!



- Temple University partnered with GradGuard to offer optional tuition insurance.
- The GradGuard Tuition Insurance plan helps students and their families overcome financial losses that may result from an event which forces students to withdraw due to a covered reason anytime during the semester.
- Covered withdraws include serious injury, chronic illness, mental health conditions, loss of employment of a tuition payer, and death of a payer.
- After charges are posted for the semester, students and Authorized Payers will be presented with an opportunity to purchase GradGuard's tuition insurance through TUpay.
- This insurance policy is entirely voluntary and is not offered, sold, endorsed, administered, or guaranteed by Temple University.
- Visit <https://bursar.temple.edu/tuition-fees/tuition-insurance> for more info.

Paying Your Tuition and Fees



- Fall balance due notifications are issued starting the 3rd week of July to our student's Temple email address and the Authorized Payer's email address
- No charges will appear until students have registered for classes
- Newly registered students (after the 3rd week of July) will receive balance due notifications on the Monday following registration
- Due date is in September after Labor Day

Ways To Pay



- **Online (TUpay)** (electronic check and credit card)
 - *Credit card payments are subject to 2.85% convenience fee from the vendor in addition to the payment amount*
- **Payments by mail** (check only)
 - Temple University Bursar's Office
 - 1803 North Broad Street, Carnell Hall 115
 - Philadelphia, PA 19122
- **Payments in-Person** (cash, check or money order)
- **PA 529 College Savings Programs**- *If you participate in either the Guaranteed Savings Plan or Investment Plan programs, you must first contact the program to request that a payment be issued to Temple University.*
- **International payments**- *Flywire-Students can make international payments with real-time currency conversion. This service offers 24-hour support in multiple languages.*

Temple Installment Payment Plan (TIPP)



- TIPP is an interest-free pre-payment plan administered on behalf of the University by Nelnet Campus Commerce.
- The plan allows Temple students to make up to ten scheduled monthly payments starting in May towards their future charges (five payments for the fall and five payments for the spring).
- Students can finance all or a portion of their charges by paying the non-refundable \$80 annual application fee to enroll in the payment plan.
- Payment methods are by electronic check (ACH) or credit card that will be automatically debited from the account on the 16th of each month.
- Credit card payments are subject to 2.85% convenience fee by Nelnet.
- To estimate the amount to finance on the TIPP payment plan, please access our tuition calculator at <https://bursar.temple.edu/tuition-and-fees/tuition-rates>

Deferred Payment Plan



- For the fall and spring semesters, students who do not pay the total account balance will be automatically enrolled in the University's Deferred Payment Plan.
- The Deferred Payment Plan provides additional time to pay your balance.
- Students will be assessed a \$50 non-refundable payment plan fee each semester if the total account balance is not paid by the semester due date. Students do not have to sign up for this payment plan.
- If students are automatically enrolled in the Deferred Payment Plan for fall and spring, the annual fee is \$100.

Signing Up as An Authorized Payer



- **Creating an Authorized Payer is critical for the student to do.**
- **An Authorized Payer is someone such as a parent that a student grants access to view his/her account and make payments in TUpay.**
- **Visit <https://bursar.temple.edu/student-account/tupay> for instructions to access TUpay and how your student can create Authorized Payers.**

Signing Up An Authorized Payer



Message Board

Payment Profiles

Manage Refunds

Authorize Payers

User Preferences

View & Pay Accounts

Transaction History

Messages

TSC1096-T

Add Authorized Payer

In compliance with the Family Educational Rights and Privacy Act of 1974 (as amended), your educational records and your student account information may not be released to a third party (e.g. your spouse, parents, sponsor, etc.) without your written permission. By creating an authorized payer, you are giving written consent for that individual to view your account information and to make payments towards your account.

For name, please enter the FIRST and LAST name of the authorized payer you wish to create. For e-mail, please enter the e-mail address of the authorized payer you are creating.

Authorized Payer Information

Authorized Payer's Full Name*:

Authorized Payer's Email*:

Confirm Email*:

Create Login Name*:

Save

Cancel

[Privacy Policy](#)

Copyright 2001 - 2018. Nelnet Business Solutions, Inc. All rights reserved.
QuikPAY is a registered trademark of Nelnet Business Solutions, Inc. Version 2017.2.3

Authorized Payers access TUpay at <http://tupay.temple.edu>

Signing Up for Direct Deposit

Safe, Convenient, and Fastest way to receive student refunds

- Signing up for Direct Deposit is the other critical function students must perform
- Easy access through TUpay (Manage My Refunds)
- Refunds are available sooner and safely deposited directly into the student's bank account
- <https://bursar.temple.edu/refunds/enroll-direct-deposit>

Signing Up for Direct Deposit



Message Board

Disclaimer: Tuition and fees are set annually each summer, regardless of the method of instruction. For the 2020-21 academic year, some or all instruction may be delivered remotely. Tuition, the University Services Fee and certain other fees are required to be paid in full and will not be refunded regardless of the mode of instruction. The inability to access university-maintained facilities, or any disruption to or cancellation of activities, events, services or programs during the academic year, may result in the inability to access university-maintained facilities, or any disruption to or cancellation of activities, events, services or programs during the academic year.

[Click here to access Temple University's site](#)

Sign up for Direct Deposit by selecting Student Choice Refunds to receive your refund much quicker.

Select 'Printable Student Account Statement' in TUportal Cost & Aid to print an official statement for an employer, third party, tax purposes, etc.

If you do not see your financial aid, check the SFS channel within the Cost and Aid tab in TUportal to determine if you have any outstanding requirements.

SELECT EDIT REFUND METHOD ON NEXT PAGE

Tuition Calculator

We strongly urge students/families to use the calculator at bursar.temple.edu to figure out the total cost of attending Temple University.

TUITION CALCULATOR

To access the Tuition Calculator, please select the educational status that best describes you from the choices below:

Tell us about yourself: *

- ☐ **College Applicant:** I'm a high school student, or equivalent, and I've never attended college.
- ☐ **College Student:** I'm a current college student interested in continuing undergraduate studies at Temple.
This pertains to current Temple students or students transferring to Temple.
- ☐ **College Graduate:** I'm a college graduate, or I will be graduating college, and I'm interested in an advanced degree.

CONTINUE

Tuition Calculator- (2024-2025 Rates Displayed)



CALCULATOR SELECTIONS

Educational Status: College Applicant
Residency: Resident
School or College: College of Liberal Arts
Enrollment Status: Full-Time

Results can be printed,
saved, or emailed

ESTIMATED TUITION RATES

	SEMESTER RATE	ANNUAL RATE
Tuition:	\$9,432.00	\$18,864.00
University Service Fee:	\$508.00	\$1,016.00
Tuition / Fee Total:	\$9,940.00	\$19,880.00

If you are living
in University
Housing and/or
using a Meal
Plan, select
Add Housing or
Meal Plan

Select Add Payment
Methods to determine how
you'll finance your
education

[Add / Edit Housing and Meal Plan](#)

[Add / Edit Payment Method](#)



**Looking for Additional
Resources/ Payment Options**

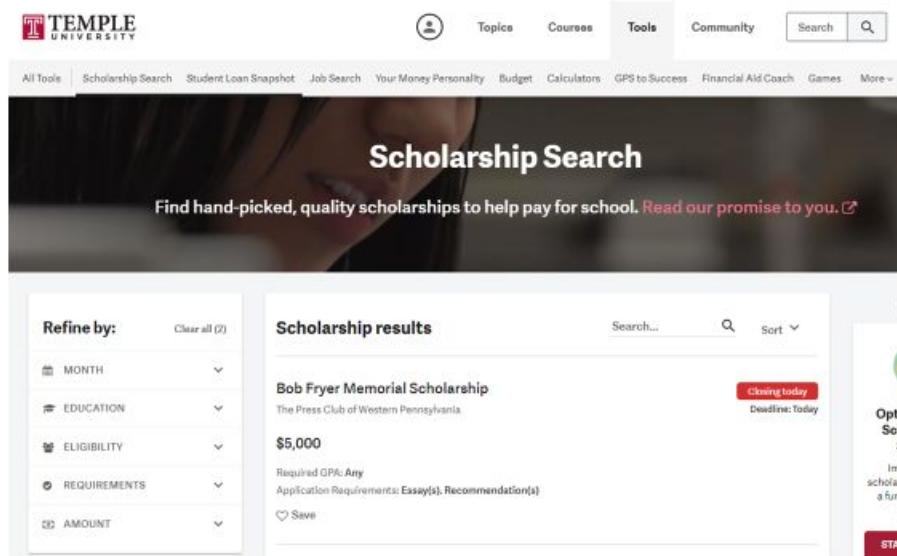
iGrad- Financial Literacy



iGrad is the financial literacy platform that Temple uses to educate students about how to effectively manage their finances.

Features include:

- Scholarship Search
- Student Loan Snapshot
- Courses
- Articles
- Webinars
- Quizzes
- Games



The platform is available for all admitted students and their families.

Action Items



- ✓ Check your Temple email regularly
- ✓ Sign up for Direct Deposit
 - (Open a checking account)
- ✓ Sign up Authorized payers-
(This person will receive balance due notifications and reminders)

- ✓ Check out iGrad for scholarships and information on managing your money
- ✓ Use the tuition calculator to estimate your tuition and fees
- ✓ Create a budget
- ✓ Free, easy to use budget apps
 - Cleo
 - Pocketguard
 - Goodbudget
 - EveryDollar

You'll receive email notifications of your balance due to your TUmail account and the authorized payer's email.

Payment is due in September
(check bursar.temple.edu for due date schedule)

Online Resources



- **Bursar Office** <https://bursar.temple.edu>
- **iGrad** <https://temple.igrad.com>
- **TUpay** <https://tupay.temple.edu>



How to contact us?


215-204-7269 (p)

215-204-5418(f)

bursar@temple.edu

Hours:

Monday to Friday: 8:30 a.m. to 5:00 p.m.



Housing + Meal Plans



Temple
University

University Housing and Residential Life

Living on Campus at Temple!



University Housing & Residential Life is comprised of undergraduate, graduate, and full-time staff who are all here to support your student's experience.

In Hall Teams - RDs, RCs, ROMs, RAs, PMs, and OAs

Maintenance/Facilities Team

Housing Team



Living on Campus at Temple!



The Office of University Housing and Residential Life offers an experience that enhances the holistic development of residents.

Our residential community is centered on a vibrant university campus and city that offers many social and academic resources. Being a member within our community provides various opportunities for residents to become campus leaders, meet others, and engage in life learning skills. Through living in a Temple University residence hall, residents have a convenient access to classes, comfortable living, nearby dining options, academic studying environments, and quick access into the city. Our residential life staff and community engagement design prepare residents for the real world.



Living on Campus at Temple!

Each student living in our halls has the right to live in a space where they feel safe and secure. A place where they can be respected and grow as an individual. Our [Student Conduct Code](#) and [Community Living Standards](#) help ensure students' rights are being upheld. All students are held accountable to these and should be familiar with all Temple policies.



Things to Remember When Your Student Calls Home:



1. Do they need to vent or do they need solutions?
2. Discomfort ≠ unsafety
3. Refer to our staff early and often!
4. Contact us yourselves! We want to hear from you!
 - a. **BUT** - we **WILL** interact with your student in full transparency - **NO** “Don’t tell my student I called and told you this!”
5. Empathize with their struggles and remind them of how strong and capable they are.



Living on Campus at Temple!



- Where can I find the most updated information about fall move in?
 - <https://housing.temple.edu/>
 - Resources And Services - Fall and Spring Move-In
 - Move In Guide: comprehensive document for students/families/friends that answers most of your questions!
 - Important Dates!



Have Questions?



- How can I contact University Housing & Residential Life for questions about living on campus?
 - Website: housing.temple.edu
 - In Person: 1910 Liacouras Walk, Suite 201
 - Phone: 215-204-7184, option 2
 - Email: housing@temple.edu
 - Social Media: @templeUHRL



Living Off Campus at Temple!



- Best Nest Program - program designed to offer students and families the ability to search off campus housing options in Temple's patrol zone that meet certain safety, security, and good neighbor criteria!


- There is still availability in most Best Nest properties!

- Where can I find the most updated resources for off campus living?


- <https://offcampus.temple.edu>
 - University and Local Resources
 - Living Off Campus Guide: comprehensive document for students/families/friends that answers most of your questions!



Temple Culinary Services



Meal Plan Guide



Dining Map

Temple Culinary Services: Programmatic Enhancements



Temple Culinary Services is excited to announce the following enhancements for the fall semester:


- Our all-you-care-to-eat dining hall, **Esposito Dining Center** (*a.k.a. The Dish at J&H*), now features brand-new seating designed to foster comfort and connection. With most renovations completed during winter break 2023–2024, this final touch transforms the space into a warm, welcoming hub where students can gather, share meals, and build community.
- Zaydee's Kosher Delicatessen is moving to the Morgan Hall Food Court! Now rebranded as **The Kosher Corner**, it will feature fan favorites from its former Temple Hillel location along with exciting new menu items. We're looking forward to improved accessibility and greater visibility to better serve Temple University's diverse campus community. The Kosher Corner will be open Monday through Friday from 11:00 a.m. to 6:00 p.m. and will also be available on Grubhub™. *Please note: hours and offerings may vary in observance of Jewish High Holidays.*
- We've refreshed the **Chick-fil-A®** at the Morgan Hall Food Court and expanded the menu to include new side options like Mac & Cheese and the Kale Crunch Salad.

Temple Culinary Services: Programmatic Enhancements



New at Esposito Dining Center! Hightop, Lounge/Soft & Café-Style Seating

Curating Community Experiences



Temple Culinary Services: Meal Plan Overview



What is a meal plan?

A meal plan unlocks delicious meals, coffee, snacks, and more at Temple Culinary Services locations across main campus. Each meal plan includes *meal swipes* that are conveniently preloaded onto one's *OWLcard* or mobile wallet.

- **Weekly meal plans** provide a weekly allowance of meal swipes, resetting each Sunday at 12:01 a.m.
- **Block meal plans** provide a bundle of meal swipes, which expire at the end of the semester

Who is required to purchase a meal plan?

New students (first-year and transfer) with housing contracts on main campus are required to purchase a weekly meal plan with a minimum of **12 meals per week**. If no meal plan is chosen, the *Weekly 12* will be assigned by default for *both* the fall and spring semesters.

Temple Culinary Services: Meal Plan Overview



Meal Plan	Meal Swipes	Guest Meals per Semester	Price per Semester
Unlimited	<i>Residential: Unlimited Retail: Up to 21 per Week</i>	5	\$2,677
Weekly 15	<i>Residential and/or Retail: Up to 15 per Week</i>	5	\$2,520
Weekly 12	<i>Residential and/or Retail: Up to 12 per Week</i>	5	\$2,297
Weekly 10*	<i>Residential and/or Retail: Up to 10 per Week</i>	3	\$1,963
Weekly 5*	<i>Residential and/or Retail: Up to 5 per Week</i>	-	\$1,017
Block 100*	<i>Residential and/or Retail: Up to 100 per Semester</i>	-	\$1,217
Block 50*	<i>Residential and/or Retail: Up to 50 per Semester</i>	-	\$642

*Reserved for returning and off-campus students.

What are Guest Meals?

Guest meals are included in our *Unlimited*, *Weekly 15*, *Weekly 12*, and *Weekly 10* meal plans and can be used to treat friends and family **exclusively at Esposito Dining Center in Johnson and Hardwick Halls**. You can use as many guest meal swipes as you'd like until the limit included in your meal plan is met.



Temple Culinary Services: Meal Plan Overview



What is a meal swipe?

Meal swipes are meals included in your meal plan, which can be used two ways:

- to enjoy **all-you-care-to-eat dining** at Esposito Dining Center in Johnson and Hardwick Halls
- as **meal equivalency**, a credit toward the purchase of à la carte food items at select retail locations (*excluding coffee and convenience outlets*)

How much is a meal swipe worth when used as meal equivalency?

When used as meal equivalency, the value of a meal *varies by meal period*:

- **During breakfast** (*from open until 10:59 a.m.*): \$7.60
- **During lunch** (*11:00 a.m. to 3:59 p.m.*), **dinner** (*4:00 p.m. to 7:59 p.m.*), and **4th meal** (*8:00 p.m. to close*): \$10.50

A second meal swipe, cash, or credit can be used to cover any remaining balance.

How often can I use a meal swipe?

You can use a **single meal swipe** in our **all-you-care-to-eat dining location** and **up to 2 meal swipes per transaction in retail settings** (*excluding coffee and convenience outlets*) with a **maximum meal swipe allowance of 4 meals per meal period** – until the limit included in your meal plan is met.

Temple Culinary Services: Meal Plan Overview



Meal Periods	Max Meal Swipes	Examples of Common Meal Swipe Usage	Max Swipes per Transaction
Breakfast <i>(Open–10:59 a.m.)</i> Lunch <i>(11:00 a.m.–3:59 p.m.)</i> Dinner <i>(4:00 p.m.–7:59 p.m.)</i> 4th Meal <i>(8:00 p.m.–Close)</i>	<p>Up to 4 Meal Swipes per Meal Period</p> <p>Up to 16 Meal Swipes per Day</p> <p>Up to 112 Meal Swipes per Week</p>	<p>1 Meal Swipe: □</p> <ul style="list-style-type: none"> Residential Dining <i>All-You-Care-To-Eat</i> Retail Dining (excludes coffee & convenience) <i>Examples:</i> <ul style="list-style-type: none"> ◦ <i>Breakfast Sandwich + Fountain Beverage</i> = \$6.58 @ Freshens Fresh Food Studio ◦ <i>Chicken Sandwich + Large Fries + Fountain Beverage</i> = \$10.15 @ Chick-fil-A <p>2 Meal Swipes: □</p> <ul style="list-style-type: none"> Retail Dining (excludes coffee & convenience) <i>Example:</i> <i>Whole Sandwich + Cup of Soup + Bottled Water</i> = \$20.27 @ Panera Bread 	<p>□ + □ + □ + □</p> <p><i>or</i></p> <p>□ + □ + □</p> <p><i>or</i></p> <p>□ + □</p>

Can I use a guest meal on myself if I run out of meal swipes during a meal period? **Yes**

Temple Culinary Services: Meal Plan Overview



When does my weekly meal swipe balance reset? How can I check my balance?

Your weekly meal swipe balance resets **each Sunday at 12:01 a.m.** You can verify your balance on the *TUportal*, *TUmobile* app, or *Transact eAccounts* app

Can I change my meal plan?

You have until the **meal plan changes deadline** each semester to modify your meal plan selection. To do so, visit *MyHousing* within the *TUportal*.

- **September 8, 2025** (*Fall*)
- **January 26, 2026** (*Spring*)

Am I allowed to treat friends or family to a meal using my meal plan?

If your meal plan includes **guest meals**, you can use them to treat others to a meal *exclusively at Esposito Dining Center in Johnson and Hardwick Halls*. Otherwise, you're welcome to treat friends and family to a meal using **cash** or **credit** at any of our campus dining locations.



Temple Culinary Services: Meal Plan Overview



Does my meal plan selection carry over from fall to spring?

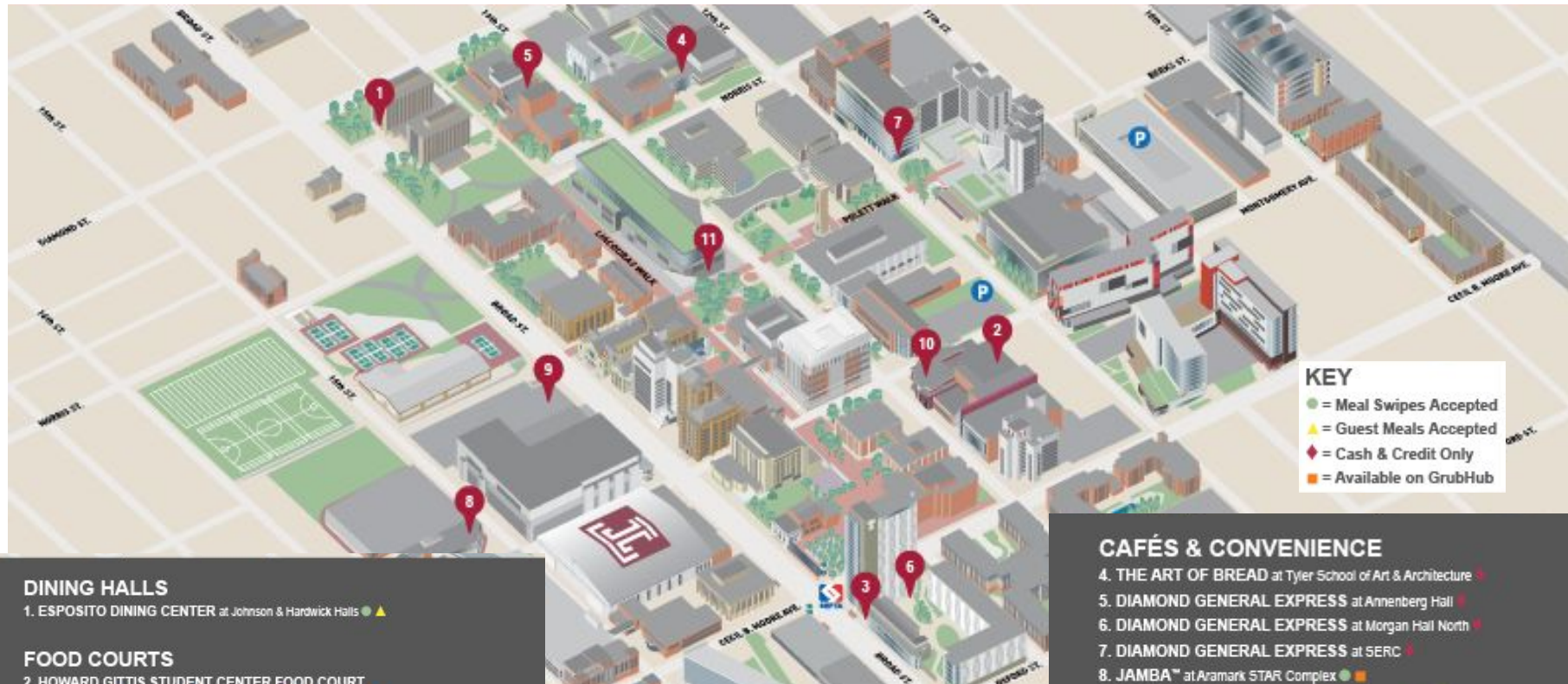
- **Students required to purchase a meal plan** will make both their fall and spring meal plan selections in summer, prior to the fall/spring meal plan selection deadline. They are then able to make changes to their selection prior to the meal plan changes deadline each semester.
- **Students not required to purchase a meal plan** are able to sign up for a meal plan at any time. We encourage students to make their selection as early as possible. Only the cost of weekly meal plans can be prorated when purchased after the start of the semester.

How do I cancel my meal plan?

Students may apply for a release from the Dining Services Agreement with supporting documentation stating the reason for their release request. Releases are only considered for medical and/or religious reasons. Requests are reviewed and decided by the University on a case-by-case basis. If a student's request for release is denied, they will remain responsible for all fees associated with their meal plan, whether used or not.

- **To apply for a release**, log into *MyHousing* via the *TUportal*.
- **For questions about meal plan cancellations**, please contact University Housing and Residential Life during normal business hours, from Monday through Friday from 8:30 a.m. to 5:00 p.m. The team can also be reached via phone at (215) 204-7184 (*Option #2*) or via email at housing@temple.edu.

Temple Culinary Services: Dining Location Overview



DINING HALLS

1. ESPOSITO DINING CENTER at Johnson & Hardwick Halls ●▲

FOOD COURTS

2. HOWARD GITIS STUDENT CENTER FOOD COURT

Feat. BurgerFi●, Chick-fil-A●, The Halal Shack●, Saladworks●, Twisted Taco●, Wing Stop● & Zen●

3. MORGAN HALL FOOD COURT at Morgan Hall North (OWLevel required to enter from 3-5p)

Feat. Chick-fil-A●, Freshbites Fresh Food Studio●, New! Kosher Corner● & Panda Express●

CAFÉS & CONVENIENCE

4. THE ART OF BREAD at Tyler School of Art & Architecture ●
5. DIAMOND GENERAL EXPRESS at Annenberg Hall ●
6. DIAMOND GENERAL EXPRESS at Morgan Hall North ●
7. DIAMOND GENERAL EXPRESS at SERC ●
8. JAMBA™ at Aramark STAR Complex ●■
9. PANERA BREAD® at Pearson & McGonigle Halls ●■
10. STARBUCKS® at Howard Gitis Student Center ●■
11. STELLA'S CAFÉ at Charles Library ●■

Temple Culinary Services: Dining Location Overview



	Monday - Friday	Saturday	Sunday
Esposito Dining Center at Johnson & Hardwick Halls	✓	✓	✓
Howard Gittis Student Center Food Court <i>Feat. BurgerFi®, Chick-fil-A®, The Halal Shack, Saladworks®, Twisted Taco®, Wing Stop® & Zen</i>	✓	Excludes: Saladworks®, Twisted Taco® & Zen	Excludes: Chick-fil-A®, Saladworks®, Twisted Taco® & Zen
Morgan Hall Food Court <i>Feat. Chick-fil-A®, Freshens® Fresh Food Studio, New! Kosher Corner & Panda Express®</i>	✓	-	-
The Art of Bread at Tyler School of Art & Architecture	✓	-	-
Diamond General Express at Annenberg Hall	✓	✓	✓
Diamond General Express at Morgan Hall North	✓	✓	✓


	Monday - Friday	Saturday	Sunday
Diamond General Express at SERC	✓	✓	✓
Jamba™ at Aramark STAR Complex	✓	-	-
Panera Bread® at Pearson & McGonigle Halls	✓	-	-
Starbucks® at Howard Gittis Student Center	✓	✓	✓
Stella's Café at Charles Library	✓	-	-

Temple Culinary Services: Special Diets



Temple Culinary Services provides an array of food options to accommodate a variety of lifestyles, dietary needs, and restrictions – including **vegan**, **vegetarian**, **gluten-free**, **halal**, and **kosher**.


Hope Vega, MPH, RDN, LDN
TempleUDietitian@aramark.com




**On-Site Dietitian
Connect**

Location	Vegetarian & Vegan	Allergen Friendly	Kosher	Halal
Esposito Dining Center	●	●		
Howard Gittis Student Center Food Court	●			● Halal Shack
Morgan Hall Food Court	●		● Kosher Corner	
The Art of Bread	●	●		
Diamond General Express	●	●		
Jamba™	●			
Panera Bread®	●			
Starbucks®	●			
Stella's Café	●			


Temple Culinary Services: On-Campus Resources




Meal Plan Guide
& FAQ



Dining Map



On-Site Dietitian
Connect



Social Media &
Website



What's next?

Upcoming Parent and Family Orientation Sessions



Group 1:

- 11:30 a.m. Lunch | *J+H Dining Hall*
- 12:45 p.m. Supporting Your Student Toward Success | *Mazur Hall 17*
- 1:00 p.m. Tech Talk
- 1:15 p.m. Stretch Break with Campus Recreation

Group 2:

- 11:30 a.m. Stretch Break with Campus Recreation
- 11:45 a.m. Supporting Your Student Toward Success
- 12:00 p.m. Tech Talk
- 12:15 p.m. Lunch | *J+H Dining Hall*

-
- 1:40 p.m. Safety | *Mazur Hall 17*
 - 2:10 p.m. Supporting Your Student's Health + Well-being
 - 2:50 p.m. Ask an Owl Panel
 - 3:40 p.m. Resource Fair + Social | *Mitten Hall*

WANT SLIDES?
SCAN HERE



Group 1

Head to Lunch with your
Orientation Team Leaders

Stretch Break with Campus Recreation

Student Affairs: Supporting Your Student Toward Success

Family Introductions



1. Name
2. Hometown
3. Status as a College Parent or Family Member:
Rookie, Seasoned, or Expert
4. How are you feeling about your student starting college?





ENGAGE DEVELOP RETAIN

Our Team



- Campus Recreation
- Disability Resources and Services
- New Student and Family Programs
- Office of the Dean of Students
- Student Leadership and Engagement
- Student Center Operations
- Student Conduct and Community Standards
- Student Support and Advocacy
- University Housing & Residential Life

Some of Our Partners



- Tuttleman Counseling Service
- Wellness Resource Center
- Department of Public Safety
- Academic Affairs
- Institutional Diversity, Equity, Advocacy, and Leadership (IDEAL)
- Enrollment Management

Partnering in Your Student's Development



- Encourage your students to try new things and meet new people.
- Figure out how and how often you'll communicate.
- Talk to them about coursework in more than “yes or no” questions.
- Talk about healthy behaviors and relationships.
- Help them understand that no matter what they experience, they will not be alone.

Guidance on Approaching the Rest of the Day




1. Continue to introduce yourselves to those around you
2. Take note of what you can do to support your student but don't do the work for them.

Understanding FERPA + Proxy Access



- The Family Educational Rights and Privacy Act (FERPA) is a Federal law that protects the privacy of student education records.
- FERPA gives parents certain rights with respect to their children's education records. These rights transfer to the student when he or she reaches the age of 18 or attends a school beyond the high school level.
- We must have permission from students to talk with you about records should you happen to call an office.
- Students can add Proxy Access by adding your information in the Self-Service Banner tab of TUportal.



Temple
University

Student Affairs

Tech Talk

What technology requirements does my student need to know about?

- Each school/college within Temple has its own recommended laptop/computer requirements and recommendations. Of course the purchasing decision is yours/your student's but it is suggested that you check with the particular school/college to see if a particular platform is recommended. Please click the QR code to see a list for each school/college.
- For all schools/colleges it is recommended that you purchase your technology from a name-brand manufacturer such as Apple, Dell, HP, Lenovo, or Microsoft.
- While Chromebooks, iPads and Android tablets are innovative and have many uses, including convenient web browsing, they are still not a replacement for a Windows or Mac Computer.

NOTE that Windows 10 support/Windows updates end on October 14th, 2025.



What type of system requirements does my student need to have on their computer?

- Temple provides each student with Microsoft 365 which includes the latest versions of **Word, Excel, PowerPoint, Outlook, OneDrive, and Teams**. The software can be loaded on up to **five** PCs and Macs, and up to **five** compatible mobile devices per student.
- **System Requirements:** Office supports PCs running Windows 10 and above. Office for Mac is supported on the three most recent versions of macOS (Currently 10.13 High Sierra and later).
- Temple's Information Technology Services (ITS) provides tutorials and training to students for Microsoft OneDrive and Teams, as well as for Microsoft 365.

Do I need to buy my student a printer? How do they print?

- Each Temple student has a FREE printing quota. The amount of their quota depends on the amount of credit hours they have for the semester.
- “Print on the Go” allows students to submit print requests wirelessly and then print the documents at any “Print on the Go” print station location throughout campus.
- *Note: If a personal printer is purchased, it can only be used with a wired USB connection to the student’s computer if that student will be living on campus in a Temple University Residence Hall.*

Are there computer labs for my student to use?

- Temple has a number of labs across campuses where students can access computers, many software programs, printing resources and more.
- Temple's TECH Center is also available to students with the following resources:
 - A student computer center with approximately 500 fixed workstations and 50 wireless loaner laptops. There is also a Laptop Share kiosk, and many high-speed duplex and color specialty printers
 - 13 breakout rooms and 2 MediaScape tables for collaboration and group study
 - Specialized labs including specialty printing, video editing, recording booths, multimedia studio, graphic design, music composition, advanced technology lab, and "quiet" zones
 - Social space for students with lounge areas and digital signage
 - Technology Support Center for students, faculty, and staff

Questions?



Temple's Help Desk can be reached via email at help@temple.edu and at (215) 204-8000.

Students can also live chat on the TUHelp portal, or walk in. The Help Desk is located on the ground floor of the TECH Center in room 106.

Stretch Break with Campus Recreation

What's next?

Upcoming Parent and Family Orientation Sessions



Group 1:

- 11:30 a.m. Lunch | *J+H Dining Hall*
- 12:45 p.m. Supporting Your Student Toward Success | *Mazur Hall 17*
- 1:00 p.m. Tech Talk
- 1:15 p.m. Stretch Break with Campus Recreation

Group 2:

- 11:30 a.m. Stretch Break with Campus Recreation
- 11:45 a.m. Supporting Your Student Toward Success
- 12:00 p.m. Tech Talk
- 12:15 p.m. Lunch | *J+H Dining Hall*

-
- 1:40 p.m. Safety | *Mazur Hall 17*
 - 2:10 p.m. Supporting Your Student's Health + Well-being
 - 2:50 p.m. Ask an Owl Panel
 - 3:40 p.m. Resource Fair + Social | *Mitten Hall*

WANT SLIDES?
SCAN HERE



Group 2

Head to Lunch with your
Orientation Team Leaders

Welcome back!



What does the rest of the day look like:

12:45 p.m.	Supporting Your Student Toward Success
1:00 p.m.	Tech Talk
1:15 p.m.	Stretch Break with Campus Recreation
1:40 p.m.	Public Safety
1:30 p.m.	Supporting Your Student's Health and Well-being
2:30 p.m.	Ask an Owl Panel
3:30 p.m.	Resource Fair + Family Social <i>Mitten Hall - Great Court</i>

Stretch Break with Campus Recreation

Student Affairs: Supporting Your Student Toward Success

Family Introductions



1. Name
2. Hometown
3. Status as a College Parent or Family Member:
Rookie, Seasoned, or Expert
4. How are you feeling about your student starting college?





ENGAGE DEVELOP RETAIN

Our Team



- Campus Recreation
- Disability Resources and Services
- New Student and Family Programs
- Office of the Dean of Students
- Student Leadership and Engagement
- Student Center Operations
- Student Conduct and Community Standards
- Student Support and Advocacy
- University Housing & Residential Life

Some of Our Partners



- Tuttleman Counseling Service
- Wellness Resource Center
- Department of Public Safety
- Academic Affairs
- Institutional Diversity, Equity, Advocacy, and Leadership (IDEAL)
- Enrollment Management

Partnering in Your Student's Development



- Encourage your students to try new things and meet new people.
- Figure out how and how often you'll communicate.
- Talk to them about coursework in more than “yes or no” questions.
- Talk about healthy behaviors and relationships.
- Help them understand that no matter what they experience, they will not be alone.

Guidance on Approaching the Rest of the Day




1. Continue to introduce yourselves to those around you
2. Take note of what you can do to support your student but don't do the work for them.

Understanding FERPA + Proxy Access



- The Family Educational Rights and Privacy Act (FERPA) is a Federal law that protects the privacy of student education records.
- FERPA gives parents certain rights with respect to their children's education records. These rights transfer to the student when he or she reaches the age of 18 or attends a school beyond the high school level.
- We must have permission from students to talk with you about records should you happen to call an office.
- Students can add Proxy Access by adding your information in the Self-Service Banner tab of TUportal.



Temple
University

Student Affairs

Tech Talk

What technology requirements does my student need to know about?

- Each school/college within Temple has its own recommended laptop/computer requirements and recommendations. Of course the purchasing decision is yours/your student's but it is suggested that you check with the particular school/college to see if a particular platform is recommended. Please click the QR code to see a list for each school/college.
- For all schools/colleges it is recommended that you purchase your technology from a name-brand manufacturer such as Apple, Dell, HP, Lenovo, or Microsoft.
- While Chromebooks, iPads and Android tablets are innovative and have many uses, including convenient web browsing, they are still not a replacement for a Windows or Mac Computer.

NOTE that Windows 10 support/Windows updates end on October 14th, 2025.



What type of system requirements does my student need to have on their computer?

- Temple provides each student with Microsoft 365 which includes the latest versions of **Word, Excel, PowerPoint, Outlook, OneDrive, and Teams**. The software can be loaded on up to **five** PCs and Macs, and up to **five** compatible mobile devices per student.
- **System Requirements:** Office supports PCs running Windows 10 and above. Office for Mac is supported on the three most recent versions of macOS (Currently 10.13 High Sierra and later).
- Temple's Information Technology Services (ITS) provides tutorials and training to students for Microsoft OneDrive and Teams, as well as for Microsoft 365.

Do I need to buy my student a printer? How do they print?

- Each Temple student has a FREE printing quota. The amount of their quota depends on the amount of credit hours they have for the semester.
- “Print on the Go” allows students to submit print requests wirelessly and then print the documents at any “Print on the Go” print station location throughout campus.
- *Note: If a personal printer is purchased, it can only be used with a wired USB connection to the student’s computer if that student will be living on campus in a Temple University Residence Hall.*

Are there computer labs for my student to use?

- Temple has a number of labs across campuses where students can access computers, many software programs, printing resources and more.
- Temple's TECH Center is also available to students with the following resources:
 - A student computer center with approximately 500 fixed workstations and 50 wireless loaner laptops. There is also a Laptop Share kiosk, and many high-speed duplex and color specialty printers
 - 13 breakout rooms and 2 MediaScape tables for collaboration and group study
 - Specialized labs including specialty printing, video editing, recording booths, multimedia studio, graphic design, music composition, advanced technology lab, and "quiet" zones
 - Social space for students with lounge areas and digital signage
 - Technology Support Center for students, faculty, and staff

Questions?



Temple's Help Desk can be reached via email at help@temple.edu and at (215) 204-8000.

Students can also live chat on the TUHelp portal, or walk in. The Help Desk is located on the ground floor of the TECH Center in room 106.

What's next?

Welcome back!



What does the rest of the day look like:

1:40 p.m. Public Safety

1:30 p.m. Supporting Your Student's Health and Well-being

2:30 p.m. Ask an Owl Panel

3:30 p.m. Resource Fair + Family Social | *Mitten Hall - Great Court*

Here are a few reminders...

- Save the date:
 - **Move-in** for new students: Tuesday, August 19 - Thursday, August 21
 - **Weeks of Welcome:** Tuesday, August 19 - Saturday, August 30
 - **Homecoming & Family Weekend:**
Monday, October 6 - Sunday, October 12
- Visit the Bookstore - open until 5:30pm
- Virtual Parent and Family Orientation is ongoing!

SCAN HERE




Public Safety

Public Safety



215-204-1234

safety.temple.edu



Safety is in everything **we** do...
and **we** want it to be part
of what **students do** too!

- ❖ Available **24** hours a day
365 days a year
- ❖ Call Us:
215-204-1234



- ❖ In our communication center, **certified dispatchers** multitask



- ❖ Pennsylvania-certified
sworn **Police Officers**



❖ **Security Officers** monitor building access



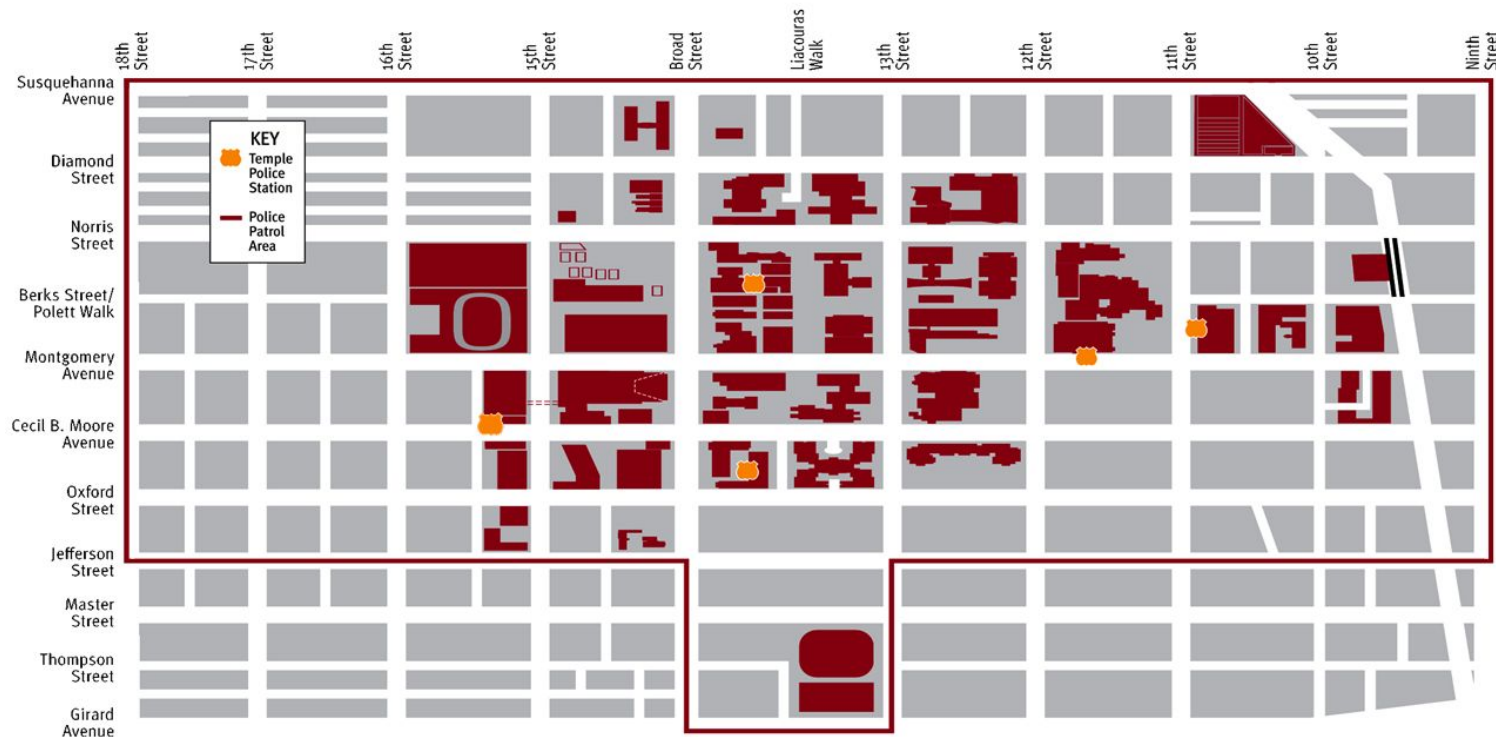


Temple University

Department of Public Safety



Patrol Area



- ❖ **Safety Features** include:
 - ❖ Well-lit walkways
 - ❖ Code Blue Emergency phones
 - ❖ Camera system
 - ❖ 5 Police Stations



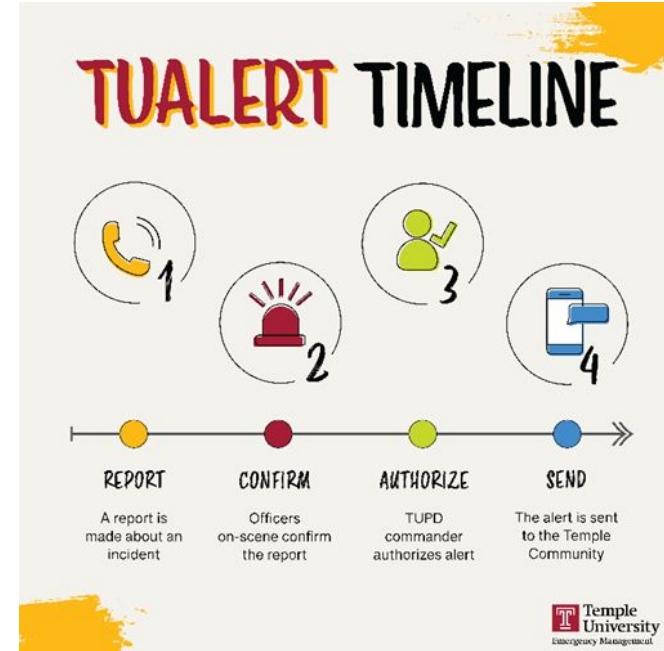
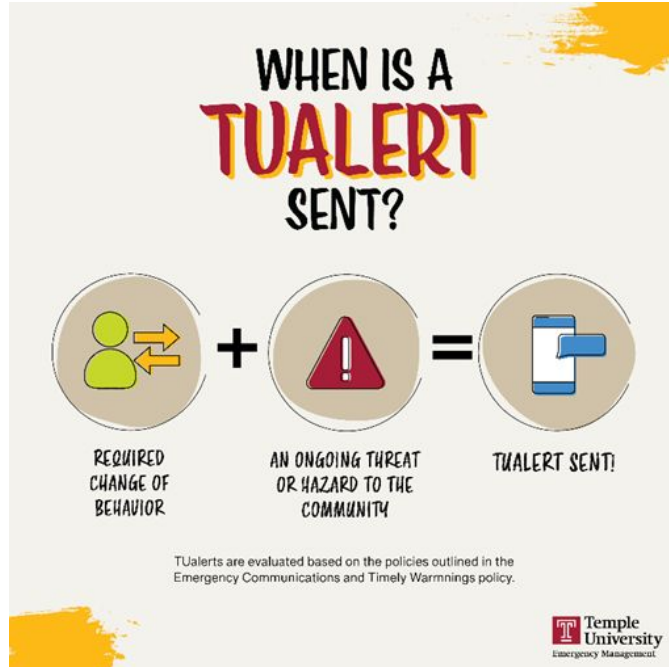
❖ **Safety Planning** should include:



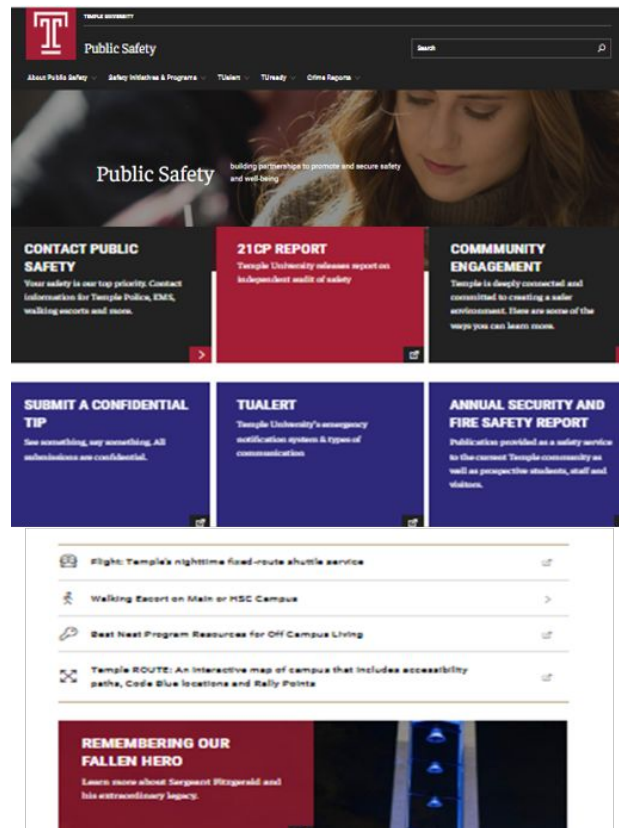
- ❖ **Planning and Preparedness** should include:



❖ TUALerts



❖ Tools and Tips for Everyday Safety





Temple University

Department of Public Safety



❖ We Give a Hoot!

- ❖ Call: 215-204-1234
- ❖ Website: safety.temple.edu
- ❖ Email: police@temple.edu
- ❖ Submit a confidential tip: call 215-204-6493 or through the "Submit a Tip" link on our website



Student Conduct and Community Standards

- Representatives will be at the Resource Fair
- Committed to Educating Students about their Responsibilities
- Students are responsible for knowing and upholding the Student Conduct Code

Supporting Your Student's Health and Well-being



Temple
University

Student Health Services

Student Health Services - 215-204-7500



MAIN CAMPUS

1700 N. Broad St.
4th Floor
215-204-7500

Fall and Spring Hours

Mon: 8:00 am – 5:00 pm
Tues: 8:00 am – 5:00 pm
Wed: 8:00 am – 5:00 pm
Thurs: 8:00 am – 5:00 pm
Fri: 8:00 am – 5:00 pm
Sat: 10:00 am – 2:00 pm
Sun: Closed

Summer and Break Hours

Mon. to Fri. from 8:00 am to 5:00 pm only

HEALTH SCIENCE CAMPUS

Student Faculty Center
3340 North Broad Street
3rd Floor Room 322
215-707-4088 215-707-4088

Hours

Mon: 7:30 am – 4:30 pm
Tues: 7:30 am – 4:30 pm
Wed: 7:30 am – 4:30 pm
Thurs: 7:30 am – 4:30 pm
Fri: 7:30 am – 4:30 pm
Sat: Closed
Sun: Closed

Student Health Services - 215-204-7500



Services Offered

- Acute and Chronic Care by Appointment
- Women's Health (now offering Nexplanon)
- STI Testing
- Sports Medicine
- Physical Examinations
- Immunizations / Titers
- Travel Consults
- Mental Health Screening and Coordinated Care
- Allergy Shots
- Nutritionist
- Laboratory Services
- Dermabond and simple sutures

**24-Hour Nursing Phone
Line
215-204-7500**

Student Health Services - 215-204-7500



How To Make An Appointment:

Student Health Services appointments are made online <https://shs-portal.temple.edu/login.aspx>
Sign in with Accessnet ID (tuX#####) and password.

Main: 215-204-7500 HSC: 215-707-4088



Student Health Fee

- This is not your student's health insurance.
- The Student Health Fee is included in your tuition.
- Covers all visits and consults with our physician, nurse practitioner, nurse and nutritionist.
- Covers all routine and acute care visits.
- The following charges are not covered:
 - Prescription medications dispensed by Student Health
 - Lab tests unless covered by private insurance
 - Supplies such as crutches
 - Point of care tests such as rapid strep/flu/mono

Student Health Insurance



This is separate from Student Health and the Student Health Fees.

Independence Blue Cross - three plans.

Student Health Insurance Plan run by Human Resources.

<https://careers.temple.edu/hr-resources/our-functional-areas/benefits-administration/health-insurance-plans/student-health>

QR Code for the web page ->



Immunization requirements

- Measles, Mumps, Rubella (MMR)
- Tetanus/Diphtheria/Pertussis (Tdap)
- Varicella (Chicken Pox)
- Meningitis ACYW Vaccine - Menactra, Menveo, (Meningitis B Vaccine is not required but it is recommended)

All vaccine information is entered and records are uploaded to the Patient Health Portal

<https://shs-portal.temple.edu/login.aspx>



Immunization Requirements:

You are required to upload your immunization records before your move-in date.

Please do so by visiting the Student Health Services webpage and clicking on immunization form this button located in the top, right portion of the page.



Temple
University

Tuttleman Counseling Services

TRANSITIONS

FOR FAMILY MEMBERS

Presented by:
Tuttleman Counseling Services and
Owl Team Leaders

Tuttleman Counseling Services



1700 North Broad St.- 2nd Floor (215) 204-7276

counseling.temple.edu

- Free and confidential counseling services, both individual and group formats.
- Office Hours (**Mon - Fri, 8am - 5pm**)
- Access Services: <https://counseling.temple.edu/access-services> (Mon- Fri, 10am - 3pm)
 - Services:
 - Resiliency Resource Center
 - Drop In Skills Classes
 - Therapeutic Yoga and Meditation Sessions
 - Group & Individual Counseling (short-term)
 - Psychiatric Services
 - Referrals
 - Welltrack Boost
 - Togetherall
 - Let's Talk



Tuttleman Counseling Services



1700 North Broad St.- 2nd Floor (215) 204 - 7276

counseling.temple.edu

- Please encourage your student to seek counseling if:
 - You notice a change in mood
 - Their academic performance is poor
 - They are not adjusting well
 - You suspect drug or alcohol problems
 - They are not solving problems
 - You have suspicion that something is wrong
- Call to consult: (215-204-7276)



ASK AN OWL STUDENT PANEL



Thank you & wrap-up

- Family Social + Resource Fair in Mitten Hall - **Your student will meet you there!**
- Visit the Bookstore - open until 5:30pm - Student Center
- Temple Family Council interest form at the fair.
- Look for an email from us for your feedback!
- Virtual Parent and Family Orientation is ongoing!

SCAN HERE



